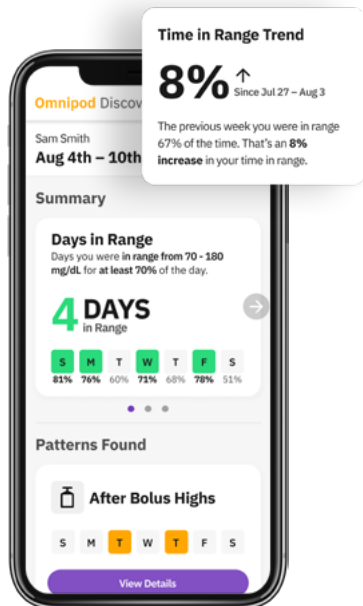


Data at Your Fingertips

Omnipod
Discover™



New to Omnipod® 5?

Welcome to Omnipod!
To get started and enroll in Discover:



- 1 Scan the QR code or visit omnipod.com/setup
- 2 Create Omnipod® ID or sign in with your existing account
- 3 Follow on-screen instructions to get started on Omnipod 5 and enroll in Discover

Already an Omnipod® User?

No need to create an additional account.
Proceed to PodderCentral® to enroll in Discover.

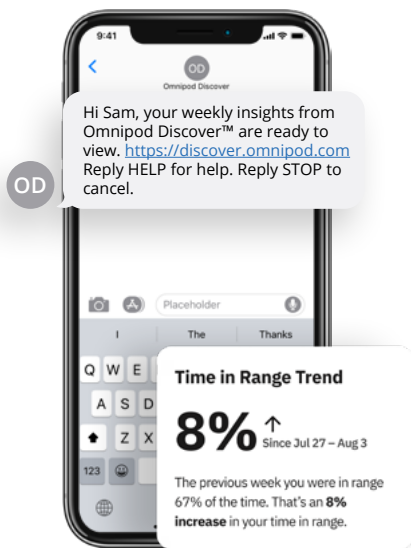


- 1 Scan the QR code or visit poddercentral.com
- 2 Sign in to your account and navigate to the **Diabetes Data** tab
- 3 Tap **Enroll Now** in Discover

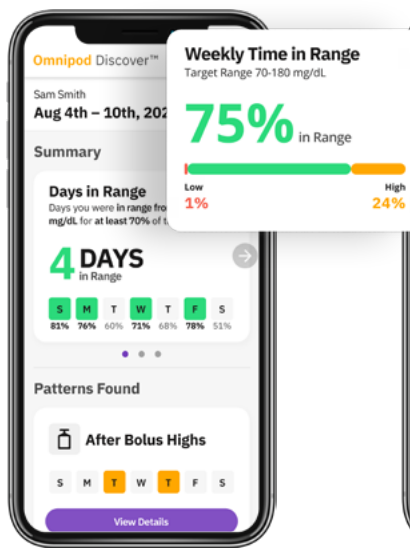
Omnipod Discover™ Insights*

With Omnipod Discover™, you can see your patterns and trends anytime.

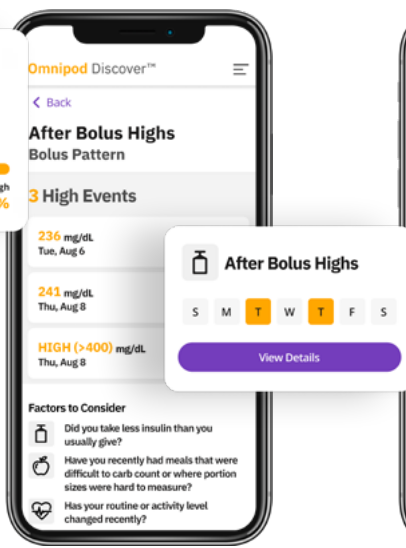
Receive text messages when insights are ready.



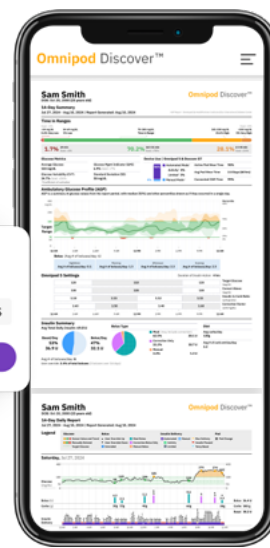
Get a weekly summary of your insulin and glucose data.



Automatically identify glucose patterns and trends.



View physician report with device settings.



Insulet Corporation 100 Nagog Park, Acton, MA 01720 • omnipod.com

* Insights are available for Omnipod 5 users only. The Omnipod 5 Controller or App must be connected to WiFi or cellular data to sync. Accessing Omnipod Discover also requires WiFi or cellular data.

© 2025 Insulet Corporation. Omnipod, Omnipod Discover, and PodderCentral are trademarks or registered trademarks of Insulet Corporation. All rights reserved. All other trademarks are the property of their respective owners. The use of third party trademarks does not constitute an endorsement or imply a relationship or other affiliation. INS-OHS-07-2024-00143 V2.0